

SVOT

it's a smart home

SVOT SVOT SVOT SVOT SVOT

SVOT SVOT SVOT SVOT SVOT

SVOT SVOT SVOT SVOT SVOT

SVOT SVOT SVOT SVOT SVOT


SVOT SVOT SVOT SVOT SVOT



9:41



Floor 1



Lights



SVIT

have the best

We provide solutions for the management and automation for residential, commercial and industrial facilities

---

The company has a complete development-cycle, production and implementation of control and automation systems, such as:

#### **Development**

- System structures
- Hardware components
- Software components
- Creating an application for automation system control, monitoring and interaction

#### **Manufacturing**

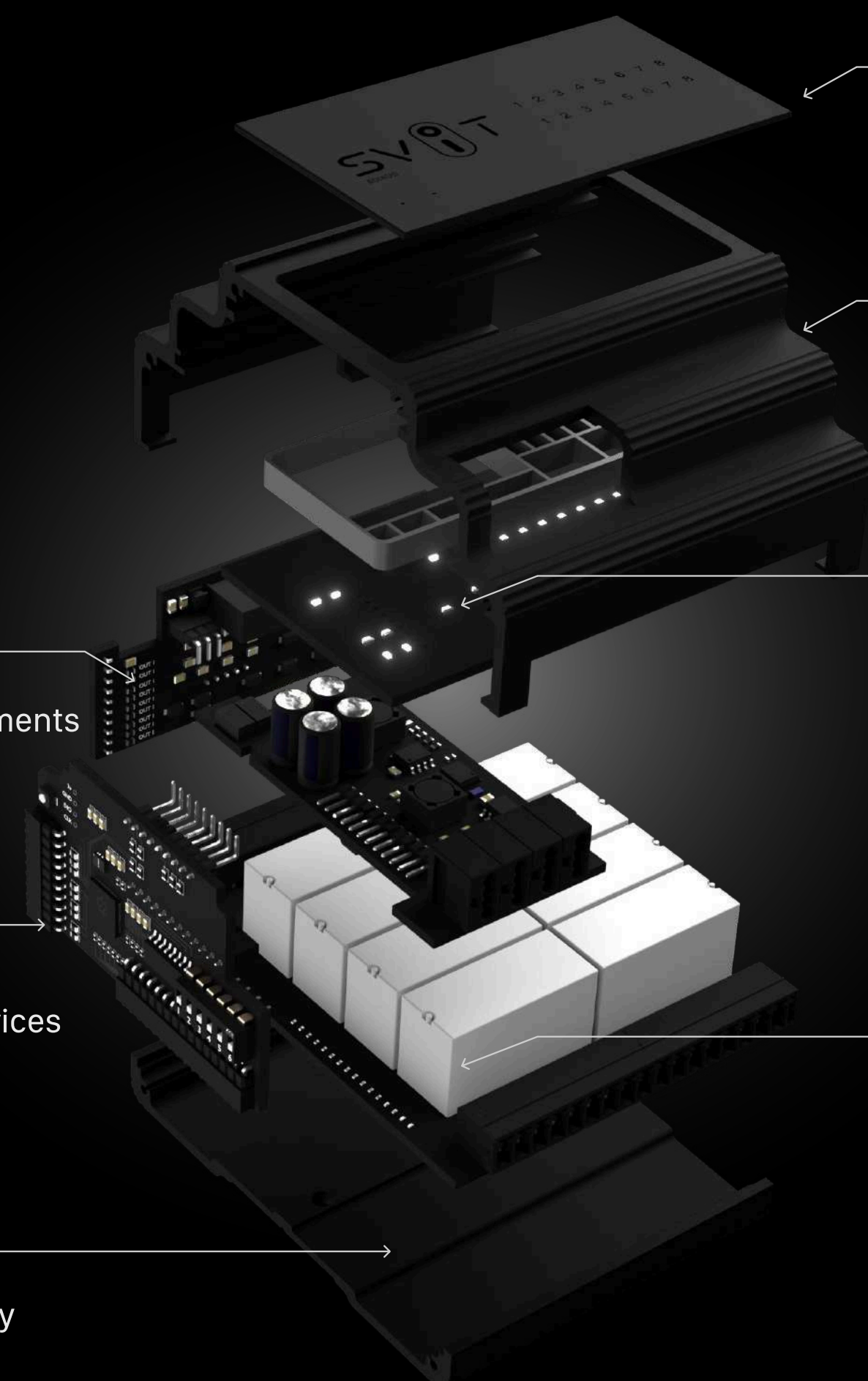
- Components selection and creation for equipment manufacturing
- Manufacturing of main and auxiliary equipment and devices for automation systems
- Creating an application for automation system control, monitoring and user interaction
- Testing and verification of equipment functionality and reliability

#### **Implementation**

- System adaptation for interaction with equipment and devices from other manufacturers
- System installation, adaptation and development a customised solution
- Training of specialists for the automation systems engineering, installation, testing and launching

#### **Support and service:**

- Regular software updates
- Expansion and reconfiguration of existing systems
- Equipment service, favourable warranty conditions



### Light indication

Helps to monitor the operating status of the module and its parts

### Aluminium body

Designed to resist heavy loads. Due to its design, it actively dissipates heat

### Light diodes

Part of the module operation status indication system

### STARS interface

Provides user interaction with the application and device. Makes system management simple, easy and intuitive

### Modular structure

Allows you to add, remove, replace device elements without having to replace the device or rebuild the entire system

### High-quality components

Provide stable and reliable operation of all devices and systems in general

### Simple installation


The device body is designed for quick and easy mounting on a 35 mm DIN rail

# Automate and control




## Lighting

- indoor and outdoor lights
- light brightness
- RGB backlight
- light temperature



## Climate control

- radiators
- convectors
- air conditioners
- fireplaces
- boilers
- thermostats
- underfloor heating



## Ventilation

- fans
- recuperators
- heaters
- dampers
- air dampers



## Security

- security system
- video monitoring
- sensors
- alarm system
- fire protection system



## Actuators

- windows
- barrier
- curtains
- blinds
- gates
- doors
- shutters



## Multimedia

- radio
- AirPlay
- music systems
- home cinema




## Scenarios

- any individual scenarios



## Consumption analysis

- electricity
- water
- gas
- «green» energy



# Benefits

---

## Safety and reliability

the wired system ensures high stability and security of signal transmission, which minimises the risk of data loss and any errors

---

## No need for technical support in maintenance

SVIT system does not require regular maintenance and replacement of power supplies, unlike wireless automation systems

---

## System response time

the software guarantees an instant and stable response to user requests

---

## Scalability

the automation system has no limitations, the system response speed does not change depending on the number of devices and the distance between them

---

## Control

system provides constant feedback, monitoring and control of all connected devices and its own elements

---

## Functionality


the user has access to a wide range of scenarios, including the ability to create and edit them using only your smartphone

---

## Wide range of control elements

the automation system offers a wide range of operating elements, which makes it easy to integrate various devices and their functions into a single network

---





# Scenarios



Night



Morning



Movie



Vacation

Edit

# Floor1



Lights

Lightbulb icon | Thermometer icon | List icon | Speaker icon | Wrench icon



# Floor 1



Lights


Lightbulb icon | Thermometer icon | List icon | Speaker icon | Wrench icon

# SVIT.HOME application

- Intuitive interface
- Individual configuration of scenarios
- Indoor monitoring of the smart home system
- Application performance provides real-time control
- Quick access to various functions
- Provides access to your facility from anywhere in the world

Visit the AppStore and download the app

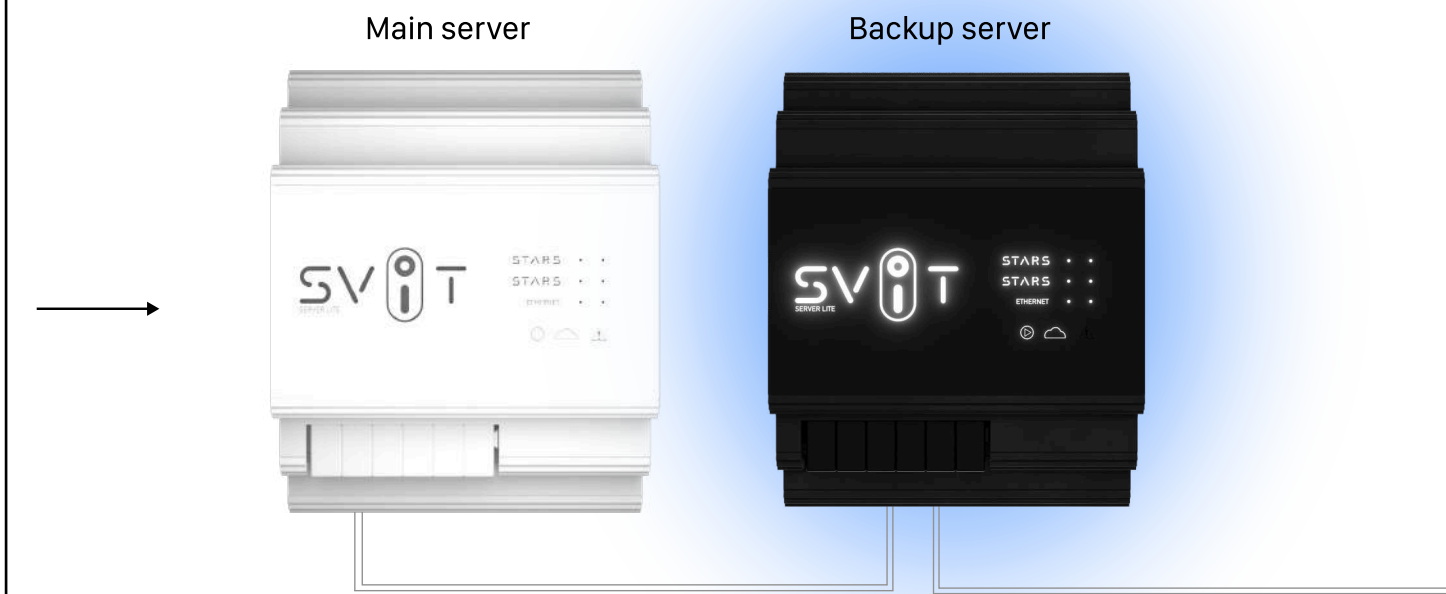
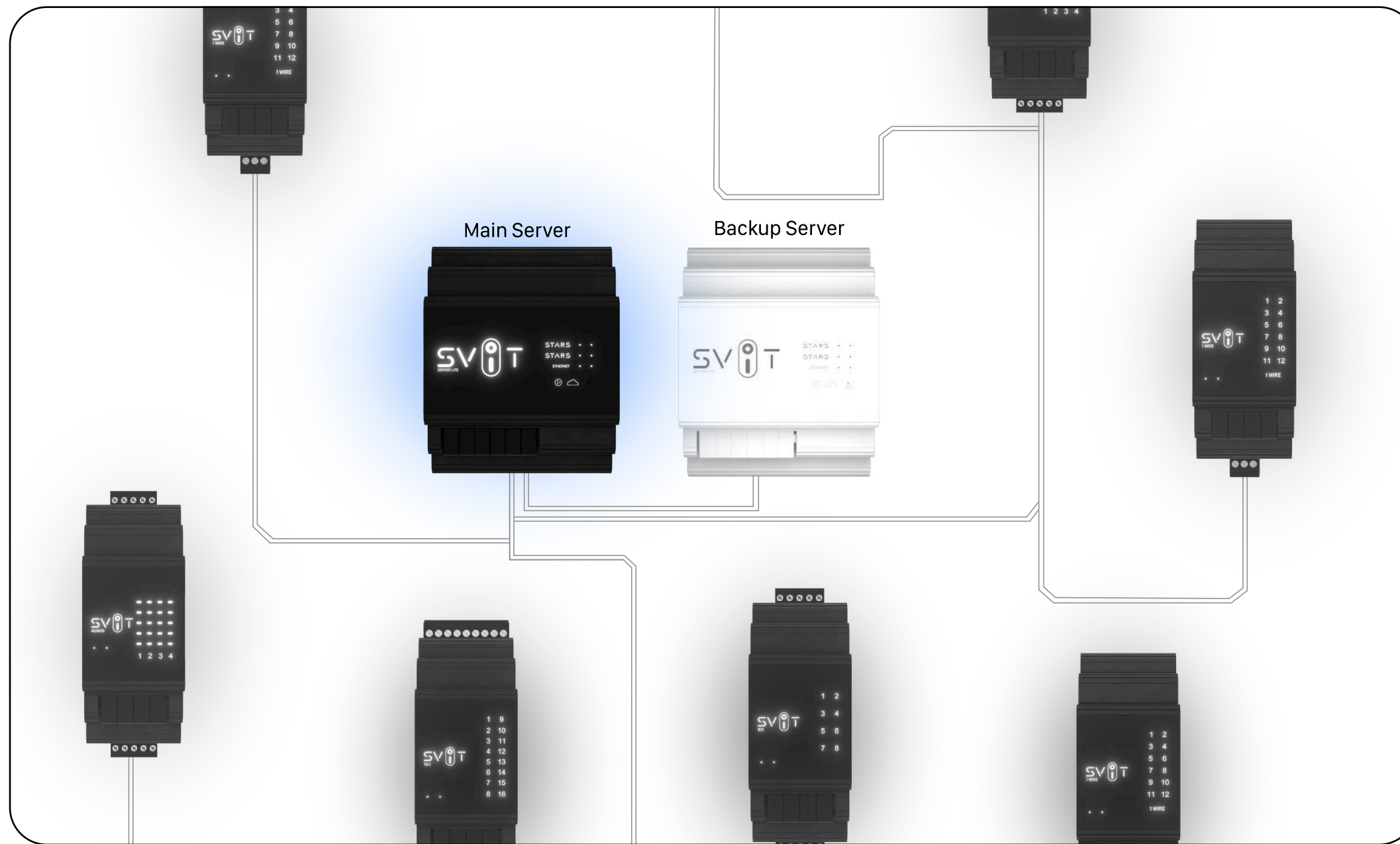




## From the small to the large

Connect more than 2,000 I/O modules to a single system. Multiple integrations allow you to forget about limits and restrictions.

From the automation of a comfortable studio apartment to full control of business centres, cottage villages and production facilities, it's all possible with SVIT.



The hot standby function allows you to automate even the most demanding processes.

## Reliability

We provide a 5-year warranty for our equipment.

Being aware of our responsibility, we only use the highest quality and tested components. Each module is thoroughly tested before being shipped to the customer.

## Excellent customer experience - is the key to success

A wide range of hardware and software solutions allows you to quickly respond to emergency situations in the system.



## SERVER LITE

The main control module that implements control algorithms.

Power Supply Voltage :	24 V (DC)
Maximum Power Consumption:	<10 W
Interfaces:	2x STARS interface 1x 1Gb interface
Ambient Temperature:	Operating: +5 °C to +45 °C Storage: -15 °C to +50 °C
Net Weight :	243 g
Size (DIN):	4 modules
Dimensions (W/H/D):	70 x 107 x 61 mm
Installation Method:	DIN-rail 35 mm
Protection Degree:	IP20



## SERVER LITE D

A server version with additional functionality for system operation backup and communication channel redundancy.

Power Supply Voltage :	24 V (DC)
Maximum Power Consumption:	<10 W
Interfaces:	2x STARS interface 2x 1Gb interface
Ambient Temperature:	Operating: +5 °C to +45 °C Storage: -15 °C to +50 °C
Net Weight :	243 g
Size (DIN):	4 modules
Dimensions (W/H/D):	70 x 107 x 61 mm
Installation Method:	DIN-rail 35 mm
Protection Degree:	IP20



## 6PS

Power supply unit with 24 V DC 5 A output.

Input Voltage :	230 V (AC)
Output:	24 V (DC)
Nominal Output Current :	5 A
Maximum Short-Term Output Current :	6 A
Short-Circuit Protection :	Yes
Overheat Protection :	Yes
Control Relay :	Yes, 24 V (DC), max. 0.5 A
Ambient Temperature :	Operating: +5 °C ... +45 °C Storage: -15 °C ... +50 °C
Net Weight:	296 g
Size (DIN):	4 modules
Dimensions (W x H x D):	70 / 107 / 61 mm
Mounting Method:	DIN rail 35 mm
Protection Class:	IP20



## 8DI8DO

Module for discrete inputs and relay discrete outputs.  
Designed for connecting discrete sensors and controlling discrete devices (lighting, fans, sockets, etc.).

**Inputs**      Number of discrete inputs: 8  
Inputs type: Dry contact  
Impulse duration : 30 ms

**Outputs**      Number of relay outputs: 8  
Maximum switching voltage:  
dry contact, 250 V AC, 30 V DC  
Contact type: Normally open (NO)  
Maximum channel current: 8 A  
Maximum module current: 40 A  
Maximum inrush current: 117 A



## 8DI

8-channel discrete input module.  
Designed for connecting discrete devices (motion sensors, lighting, leakage detectors, buttons, and switches, etc.).

**Inputs**      Number of discrete inputs: 8  
Inputs type: Dry contact  
Impulse duration: 30 ms



## 8UI8DO

Module for universal inputs and relay discrete outputs.

Designed for measurements and control of discrete devices, it can be used as a thermostat, hygostat, etc.

**Inputs**      Number of universal inputs: 8  
  
Input types: Discrete input,  
Pt100, Pt1000,  
0-10 V,  
4-20 mA,  
NTC (on request)

**Outputs**      Number of relay outputs: 8  
  
Maximum switching voltage:  
dry contact, 250 V AC, 30 V DC  
  
Contact type: Normally open (NO)  
  
Maximum channel current: 8 A  
  
Maximum module current: 40 A  
  
Maximum inrush current: 117 A



## 8UI

8-channel universal input module.

Designed for connecting analog sensors (temperature, humidity, pressure, flow, light level, etc.).

**Inputs**      Number of universal inputs: 8  
  
Input types: Discrete input,  
Pt100, Pt1000,  
0-10 V,  
4-20 mA,  
NTC (on request)



## 4DI4DIM

Discrete input and dimming output module for alternating current. Designed for smooth control of alternating current loads.

**Inputs**      Number of discrete inputs: 8  
 Type of discrete inputs: Dry contact  
 Impulse duration: 30 ms

**Outputs**      Number of dimming outputs: 4  
 Dimming types: Leading or trailing edge  
 Maximum LED load power per channel: 100 W  
 Maximum other load power per channel: 400 W



## 4DI4PWM

Discrete input and PWM output module. Designed for controlling LED strips.

**Inputs**      Number of discrete inputs: 4  
 Type of discrete inputs: Dry contact  
 Impulse duration: 30 ms

**Outputs**      Number of outputs: 4  
 PWM frequency: 2 kHz  
 Operating voltage: 5 V, 12 V, 24 V DC  
 Maximum output current: 12 A  
 Maximum module output current: 24 A



## 4UI4VO

Universal input and analog output module 0-10V. Designed for controlling devices with 0-10 V control input (valves, actuators, convectors, etc.).

**Inputs**      Number of universal inputs: 4  
 Input types: Discrete input,  
 Pt100, Pt1000,  
 0-10 V,  
 4-20 mA,  
 NTC (on request)

**Outputs**      Number of analog outputs: 4  
 Output signal: 0-10 V  
 Maximum output current: 20 mA



## 4UI4CO

Module with universal inputs and analog outputs 4-20 mA.

Designed for controlling devices with a 4-20 mA control input (valves, actuators, converters, etc.).

**Inputs**      Number of universal inputs: 4  
Input types: Discrete input,  
Pt100, Pt1000,  
0-10 V,  
4-20 mA,  
NTC (on request)

**Outputs**      Number of analog outputs: 4  
Output signal: 4-20 mA



## 16LI

16-channel AC discrete input module.

Designed for monitoring the state of AC power lines (from circuit breakers, etc.).

**Inputs**      Number of discrete inputs: 16  
Input type: Voltage, 230 V AC  
Impulse duration: 3000 ms



## 3P METER

3-phase electricity meter module for energy management and statistics.

**Inputs**      Number of current inputs: 3  
Maximum measured current: 10A, 20A, 500A, 100A (specified upon order)  
Number of voltage inputs: 3  
Voltage measurement range: 10 ... 350 V



## STARS HUB

Module with additional STARS interface for expanding the STARS network.

**Inputs**      Interface: STARS  
Maximum number of additional devices: 32



## MODBUS HUB

Module with RS485 interface for connecting devices with Modbus RTU data exchange protocol.

**Inputs**      Interface: RS485 with Modbus RTU support  
Possible data exchange speeds (bps): 9600, 19200, 38400, 57600, 115200  
Parity check: none, even, odd  
Stop bit: 1, 1.5, 2  
Built-in termination resistor: Yes



## DALI HUB

Module with DALI interface for connecting devices with DALI interface.

**Inputs**      Number of discrete inputs: 6  
Sensor type: "Dry contact"  
Impulse duration : 30 ms  
Number of DALI devices: 64  
Number of DALI groups: 16



## KNX HUB

Module with KNX interface for connecting devices with KNX bus.

**Inputs**      Interface: KNX  
Maximum number of group addresses: 250



## 1WIRE HUB

Module with 1-wire interface for integrating temperature sensors with 1-wire connectivity.

**Inputs**      Interface: 1-wire  
Sensor Type: Temperature Sensors  
Sensor Power Type: Active or Passive  
Maximum Number of Connected Sensors: 12



## M-BUS HUB

Module with RS485 interface for integrating gas and electricity meter sensors.

**Inputs**      Interface: RS485 with M-Bus support  
Hardware Terminal Resistor: Yes

# Installer Software

## Web-based

Configure the system from your PC or Mac, Windows, OS X or Linux. No specialised software or drivers required, just open a browser and get started

## Portal

All servers in your account. You can always see the status of servers and errors on one page

## Always in touch

Connect to the server anywhere and anytime. No router settings, no static IPs, no DDNS. Everything works, just connect the internet

## Easy interface configuration

Configure the UI. Drag and drop the device icon on your smartphone or panel screen

## FBD

FBD is a programming language for simple and highly flexible programming with a huge database of ready-made blocks and wide functionality

## Integrations

Modbus, Homekit, MQTT, Phillips Hue, Sonos, RTSP, SIP and more. Control everything from one app

## Constant updates

Didn't find the FBD box or integration you need? Do you have any suggestions for improving the functionality? Found a bug? Let us know and we will implement it

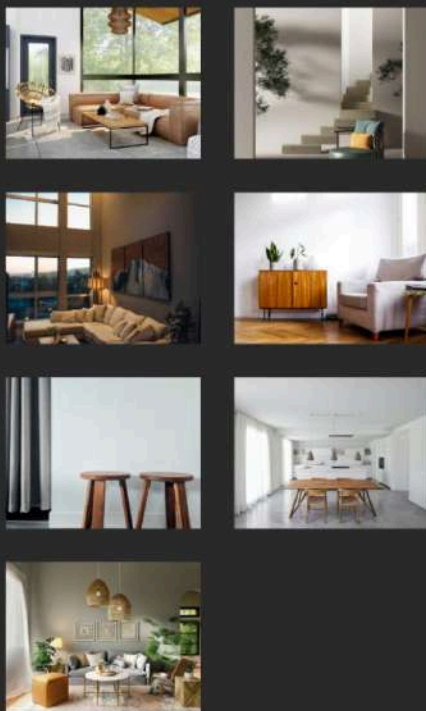
Media Devices Existing

Floor 1 Floor 2 Floor 3 Backyard long name... +


Our guideline

It is recommended read important information about our rules

Background



Image



Device name: Movement sensor bedroom
ID: 789hgf780
Variable name: Enter name

Icon: [Walking person icon] Delete icon

X 166.32 Y 139.27

Size 48 [Slider]

Show on Automation Logic

Delete device

Deploy

Search bar

Inputs / Outputs

Constant

Variable

UI

Functional Blocks

Macro Blocks

Light

Climate

Water

+

Canvas Settings

Speepingroom| TE3 Speepingroom

Filter 1

15

room| TE3 Speepingroom

Filter 2

15

peepingroom| TE3 Speepingroom

Filter 3

15

TE3 Speepingroom

Filter 4

15

Termostat Радіатор спальні

Set-point: 155%

Measure value

TurnOnHeating: Power on

Scene\_NobodyHome: Power off

Охолодження: Hidden on UI

Клімат вимк: Disable on UI

Reset

Termostat Радіатор кабінету

Set-point

Measure value

TurnOnHeating: Power on

Scene\_NobodyHome: Power off

Охолодження: Hidden on UI

Клімат вимк: Disable on UI

Termostat Радіатор дитяча

Set-point

Measure value

TurnOnHeating: Power on

Scene\_NobodyHome: Power off

Охолодження: Hidden on UI

Клімат вимк: Disable on UI

Termostat Радіатор зала

Set-point

Measure value

TurnOnHeating: Power on

Scene\_NobodyHome: Power off

Охолодження: Hidden on UI

Клімат вимк: Disable on UI

Online

### Adaptability

Ideal for working with serialised hardware - develop software once and support it on multiple devices at the same time

### Flexible access rights

Add users and give them the access rights they need

### Notifications

Get instant notifications in case of hardware errors or emergencies

### Archiving

Our server backup stores all the necessary information for an unlimited period

### Logging

All actions are logged for retrospective study of the operation of equipment and analysis of user commands

### Customisation and personalisation

Due to the large library of icons and the ability to add personal home screen wallpapers, customers get the best user experience and a sense of 'belonging'

## Academy

SVIT supports its partners on the way to achieving high results, promotes their development and growth, actively shares knowledge and experience.

SVIT Academy offers free training on theoretical and practical aspects of working with SVIT devices.

The logo for SVIT Academy is centered on a dark background. It features the text "SVIT" in a stylized, white, sans-serif font, with a small circular icon containing a vertical bar and a dot positioned between the 'I' and 'T'. Below "SVIT" is the word "ACADEMY" in a larger, white, sans-serif font.

SVIT  
ACADEMY

## Welcome to our showroom

where we will demonstrate the full functionality of SVIT!

You will be able to see our automation, lighting, climate, security and other control systems in action.

Waiting for you to discover the world of smart solutions for your home together! Do not miss the opportunity to ask your questions and get advice.



 [svit.smarthome](#)

 [svit\\_io](#)

 [svit.smarthome](#)

 [sales@svit.io](mailto:sales@svit.io)

62, Degtyarivska Street, Kyiv, Ukraine

+38 073 873 26 18

[www.svit.io](http://www.svit.io)